

How to sort and dispose of household waste

▶問い合わせ…環境課 ☎058-323-7751

Rules for disposing of garbage

1. Please cooperate with waste sorting.
2. Please put out your trash on the designated day and time (by 8:00 AM on the day of collection).
3. Please put out your trash in the designated location.
4. Please use the designated trash bags.
5. Please observe proper trash disposal etiquette for the sake of cleanliness.

How to separate household waste

Instructions on how to separate and dispose of household waste can be found on pages 14-15.

Combustible waste

Main examples: Food waste, paper scraps, disposable diapers, etc.
 Notes: Please put your waste in city-designated garbage bags, tie the bags securely, and take them to your local garbage collection point.
 Per set of combustible waste bags:
 Large (45L): 20 bags per set, 1,000 yen
 Medium (30L): 20 bags per set, 800 yen
 Small (20L): 20 bags per set, 600 yen



Recyclable waste

● empty bottle

Main examples: Bottles for juice, alcohol, etc., glass bottles for condiments, etc.
 Notes: Remove the lid and rinse the inside thoroughly. Separate into clear, brown, and other colors, and place them in separate containers by color.
 Put metal caps in the metal waste bin, and plastic caps in the plastic containers and packaging bin.
 Broken glass and cosmetic bottles should be disposed of as 'bulky waste'.
 Do not put out bottles containing pesticides, hazardous substances, or poisons. Please consult the place of purchase.



● Hardware

Main examples: Empty cans, cans such as canned goods, 18-liter cans, and spray cans; metal items such as frying pans and pots.
 Notes: Please wrap sharp objects in paper or similar material and write the item name on them before disposal.
 Please rinse cans thoroughly.
 Please empty spray cans completely and puncture them before disposal.
 Please do not put in cigarette butts, etc.

● plastic bottles

Main examples: PET bottles for beverages, alcoholic drinks, soy sauce, etc.
 Notes: Only items with the PET bottle mark are accepted.
 Remove the cap and label, rinse the inside on well, and then dispose of them.
 Metal caps should be disposed of as metal items, and plastic caps and labels should be disposed of as plastic containers and packaging.



PET

ペットボトルマーク

● Plastic containers and packaging

Main examples: Plastic containers, styrofoam (cushioning material), cups, bottles, plastic bags, colored trays, etc.
 Notes: Only items with the plastic container packaging mark are accepted.
 Please wash cups and bottles thoroughly before disposal.
 Dirty items cannot be recycled as resource waste.
 Items that cannot be cleaned should be disposed of as combustible waste.
 Large styrofoam items should be taken to the stockyard.



プラマーク

● White tray

Main example: White trays (uncolored ones)
 Notes: Only items with the plastic container packaging mark are accepted.
 Please wash white trays thoroughly before disposal.
 Colored trays should be disposed of with plastic container packaging.
 Items with odors or stains that are difficult to remove, such as natto trays, should be disposed of as combustible waste.
 Styrofoam should be disposed of with plastic container packaging.

● Paper containers and packaging

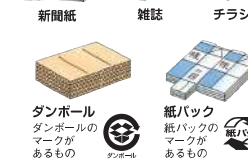

Main examples: Paper containers, paper bags, beverage containers (those with aluminum foil lining), wrapping paper, etc.
 Notes: Only items with the paper container/packaging mark are accepted.
 Please thoroughly wash the inside of aluminum beverage containers before disposal.
 Please fold them before disposal.



紙マーク

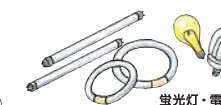
● Recycled paper and beverage cartons

Main examples: Newspapers, magazines, flyers, cardboard, paper cartons
 Notes: Only cardboard with the cardboard mark is accepted.
 Only paper cartons with the paper carton mark are accepted.
 Please rinse the inside of paper cartons before disposal.
 Envelopes, letter paper, postcards, copy paper, calendars (remove any metal parts), brochures, and toilet paper rolls are considered mixed paper and should be disposed of with magazines.
 Carbon paper, photographs, and thermal paper should be disposed of as combustible waste.



● Hazardous waste

Main examples: Batteries (dry cell batteries, lithium, nickel), Rechargeable small batteries, fluorescent lamps/light bulbs
 Note: Do not mix batteries with combustible waste, as this may cause a fire.



These items cannot be disposed of at local garbage collection points.
 (Hazardous waste, ceramics, and lighters are collected at the stockyard.)



家庭ごみの分け方と出し方(ごみを出すときのルール)



家庭ごみの分け方と出し方(ごみを出すときのルール)